Rosedown

Existing Conditions Drawings

GENERAL NOTES

1. Existing conditions are drawn from a laser survey of the house. Verify dimensions on site before construction.
2. Dimensions and elevations are in feet and fractional inches; overall dimensions are rounded to the nearest 1/2 in. Room areas are in square feet.
3. Levels and elevations (EL) are heights above the main floor: L0 = 0'-0". The main floor is at Z = 41.300 m in the survey's coordinates.
4. Concealed construction, and roof and attic surfaces the survey did not reach, are inferred. Type descriptions say where.
5. This set covers the architectural shell: walls, floors, roofs, ceilings, galleries, stairs, doors, windows and the grade at the walls. Shutters, furnishings, fixtures, mechanical and electrical items, and the site beyond the walls are not included.
6. Door and window marks refer to A601 and A602; room numbers refer to A603.
7. Plans are drawn square to the house with the west front at the bottom of the sheet. The north arrow shows true north (survey grid).

DRAWING INDEX

G001 Cover and Drawing Index
A101 L0 Floor Plan
A102 L1 Floor Plan
A111 L0 Reflected Ceiling Plan
A112 L1 Reflected Ceiling Plan
A121 Roof Plan
A131 Site Plan
A201 North Elevation
A202 South Elevation
A203 East Elevation
A204 West Elevation
A301 Longitudinal Section
A302 Transverse Section
A601 Door Schedule
A602 Window Schedule
A603 Room Schedule

LEVELS

L0 0'-0" main floor
L1 12'-5" upper floor
Roof 25'-3 1/8" underside of the main roof at the east eave

PROJECT

Rosedown

BUILDING

Rosedown

STATUS

Existing Conditions

ISSUED BY

Limit Labs

DRAWN BY

Limit Labs

CHECKED BY

Limit Labs

PROJECT ADDRESS

Rosedown,
St. Francisville, Louisiana

SHEET TITLE

Cover and Drawing Index

SCALE

NTS

DATE

2026-11-24

SHEET

G001

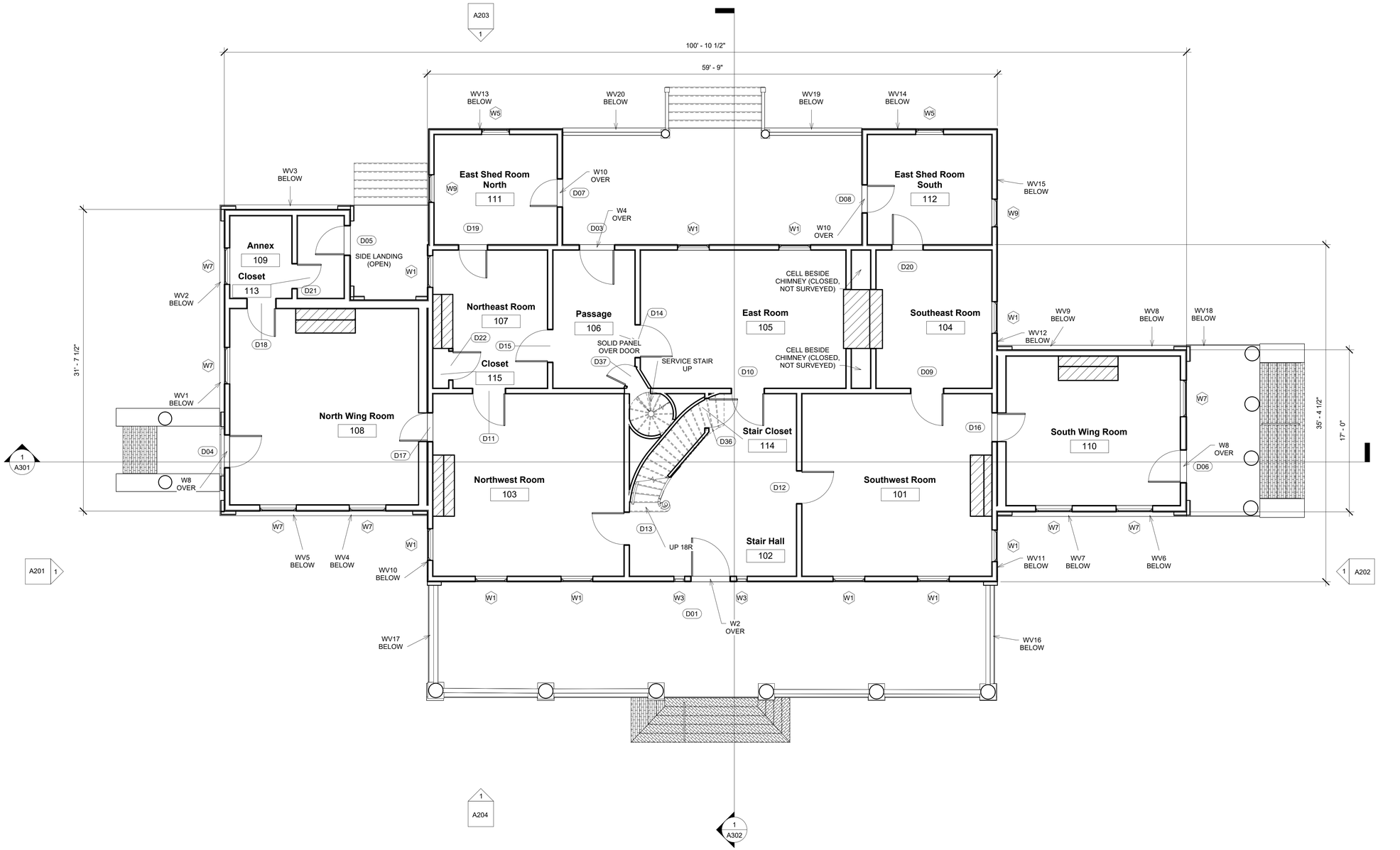

1 L0 Floor Plan
3/16" = 1'-0"

N

TRUE NORTH

PROJECT

Rosedown

BUILDING

Rosedown

STATUS

Existing Conditions

ISSUED BY

Limit Labs

DRAWN BY

Limit Labs

CHECKED BY

Limit Labs

PROJECT ADDRESS

Rosedown,
St. Francisville, Louisiana

SHEET TITLE

L0 Floor Plan

SCALE

3/16" = 1'-0"

DATE

2026-11-24

SHEET

A101

N

TRUE NORTH

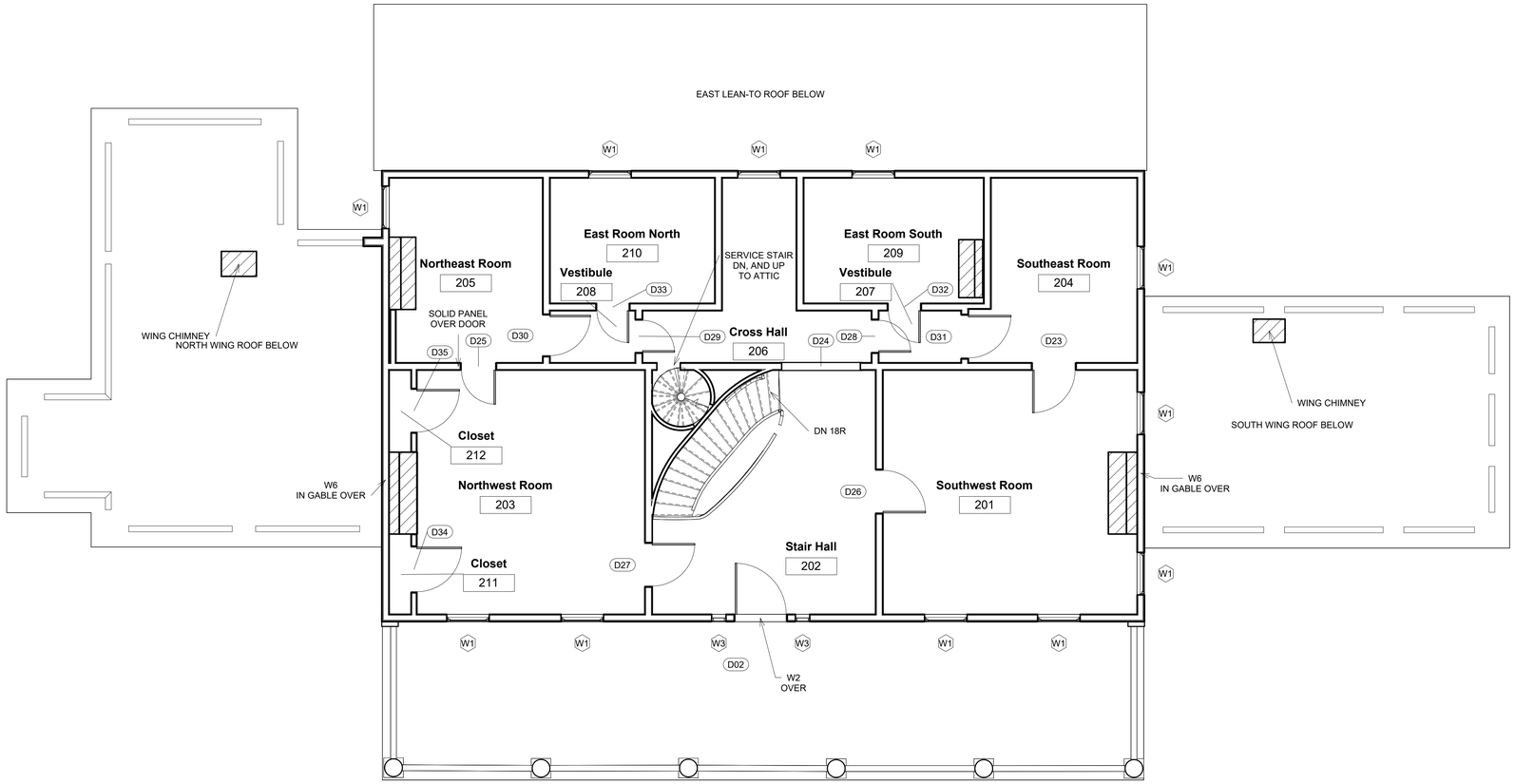

1 L1 Floor Plan
3/16" = 1'-0"

0' 8' 16'

PROJECT

Rosedown

BUILDING

Rosedown

STATUS

Existing Conditions

ISSUED BY

Limit Labs

DRAWN BY

Limit Labs

CHECKED BY

Limit Labs

PROJECT ADDRESS

Rosedown,
St. Francisville, Louisiana

SHEET TITLE

L1 Floor Plan

SCALE

3/16" = 1'-0"

DATE

2026-11-24

SHEET

A102

Ceiling heights are above the level of the plan. C1: plaster. C2: painted wood board soffit (galleries and porches).

N

TRUE NORTH

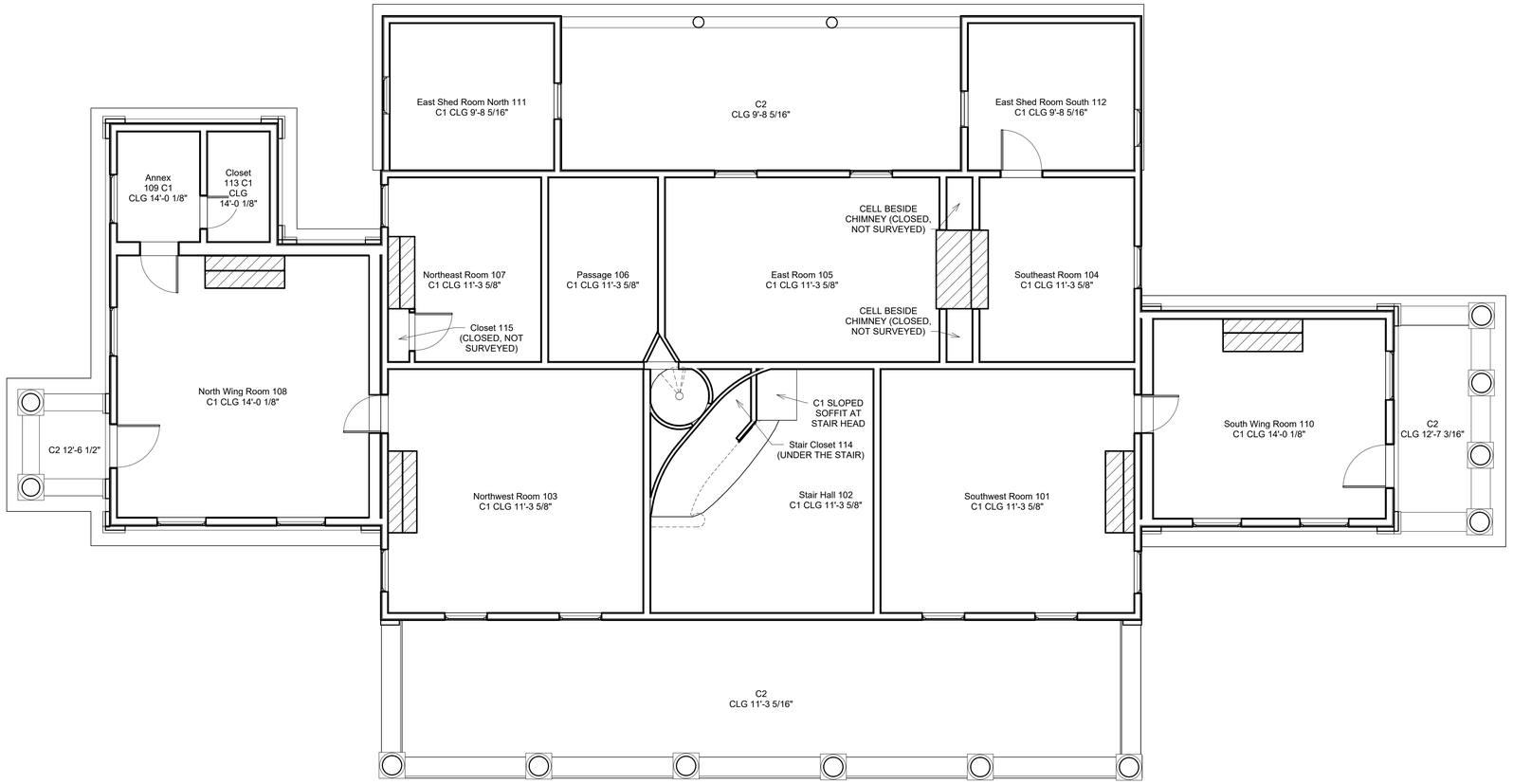

1 L0 Reflected Ceiling Plan
3/16" = 1'-0"

0' 8' 16'

PROJECT

Rosedown

BUILDING

Rosedown

STATUS

Existing Conditions

ISSUED BY

Limit Labs

DRAWN BY

Limit Labs

CHECKED BY

Limit Labs

PROJECT ADDRESS

Rosedown,
St. Francisville, Louisiana

SHEET TITLE

L0 Reflected Ceiling Plan

SCALE

3/16" = 1'-0"

DATE

2026-11-24

SHEET

A111

Ceiling heights are above the level of the plan. C1: plaster. C2: painted wood board soffit (galleries and porches).

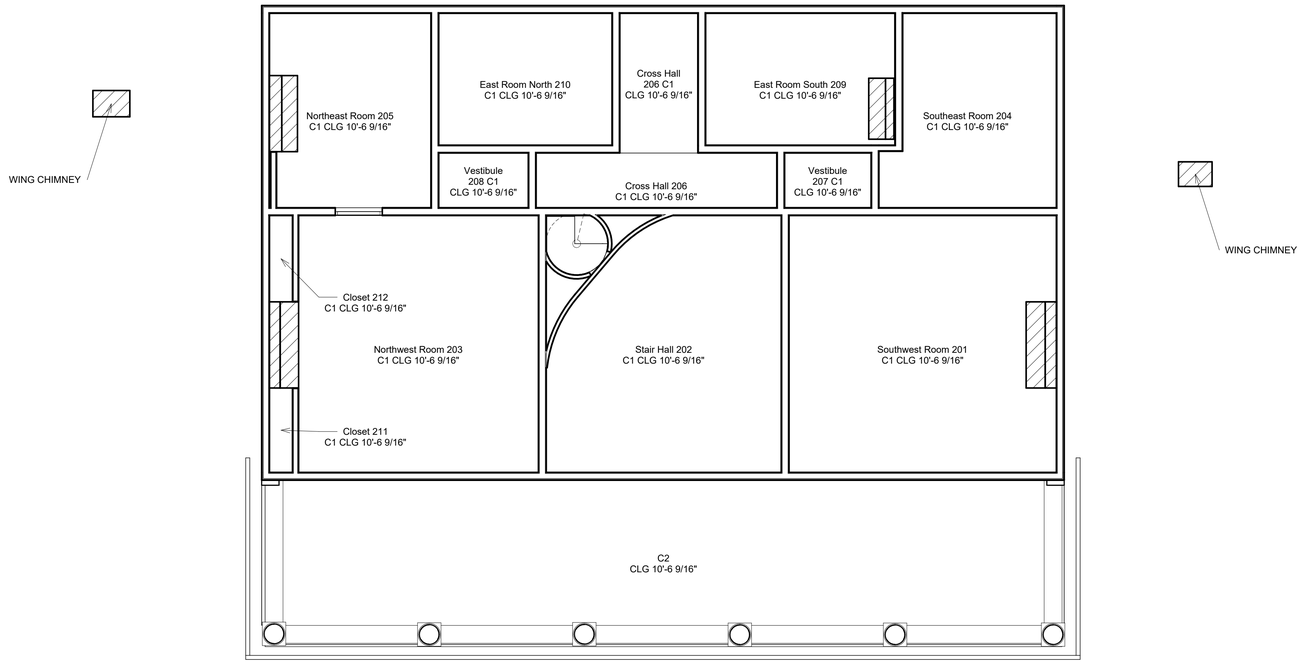

1 L1 Reflected Ceiling Plan
3/16" = 1'-0"

0' 8' 16'

PROJECT

Rosedown

BUILDING

Rosedown

STATUS

Existing Conditions

ISSUED BY

Limit Labs

DRAWN BY

Limit Labs

CHECKED BY

Limit Labs

PROJECT ADDRESS

Rosedown,
St. Francisville, Louisiana

SHEET TITLE

L1 Reflected Ceiling Plan

SCALE

3/16" = 1'-0"

DATE

2026-11-24

SHEET

A112

Roof surfaces the survey did not reach are inferred from eaves, ridges and chimneys. Verify on site. Elevations (EL) are heights above the main floor (L0 = 0'-0"); arrows point down the slope.

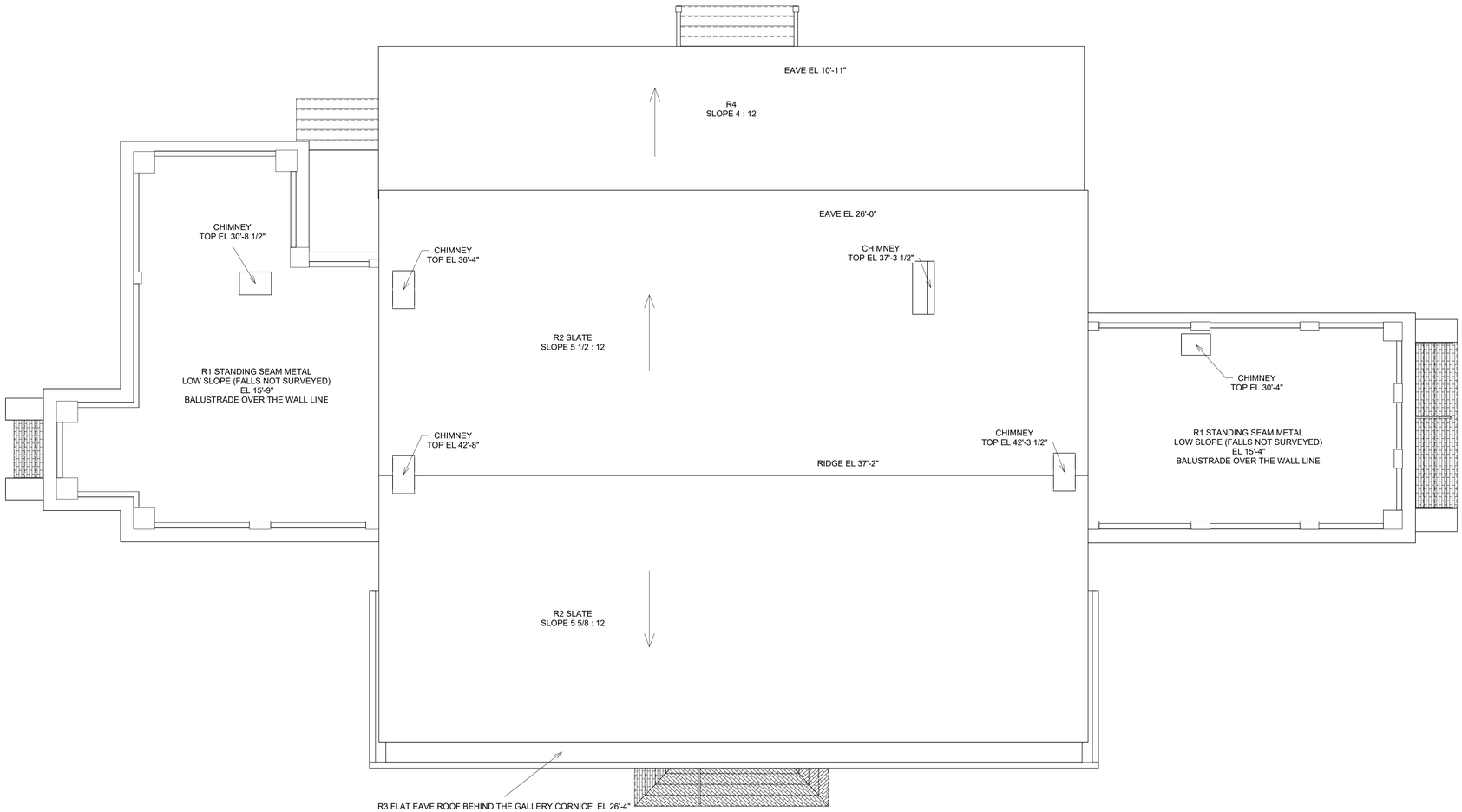

1 Roof Plan
3/16" = 1'-0"

0' 8' 16'

PROJECT

Rosedown

BUILDING

Rosedown

STATUS

Existing Conditions

ISSUED BY

Limit Labs

DRAWN BY

Limit Labs

CHECKED BY

Limit Labs

PROJECT ADDRESS

Rosedown,
St. Francisville, Louisiana

SHEET TITLE

Roof Plan

SCALE

3/16" = 1'-0"

DATE

2026-11-24

SHEET

A121

Existing grade is surveyed within about 10 ft of the building only (shaded). Spot elevations (EL) are levels of the ground relative to the main floor (L0 = 0'-0"): the ground is below it, so they are negative. The ground under the house was not surveyed and is drawn level. The site beyond is not part of this set.

N

TRUE NORTH

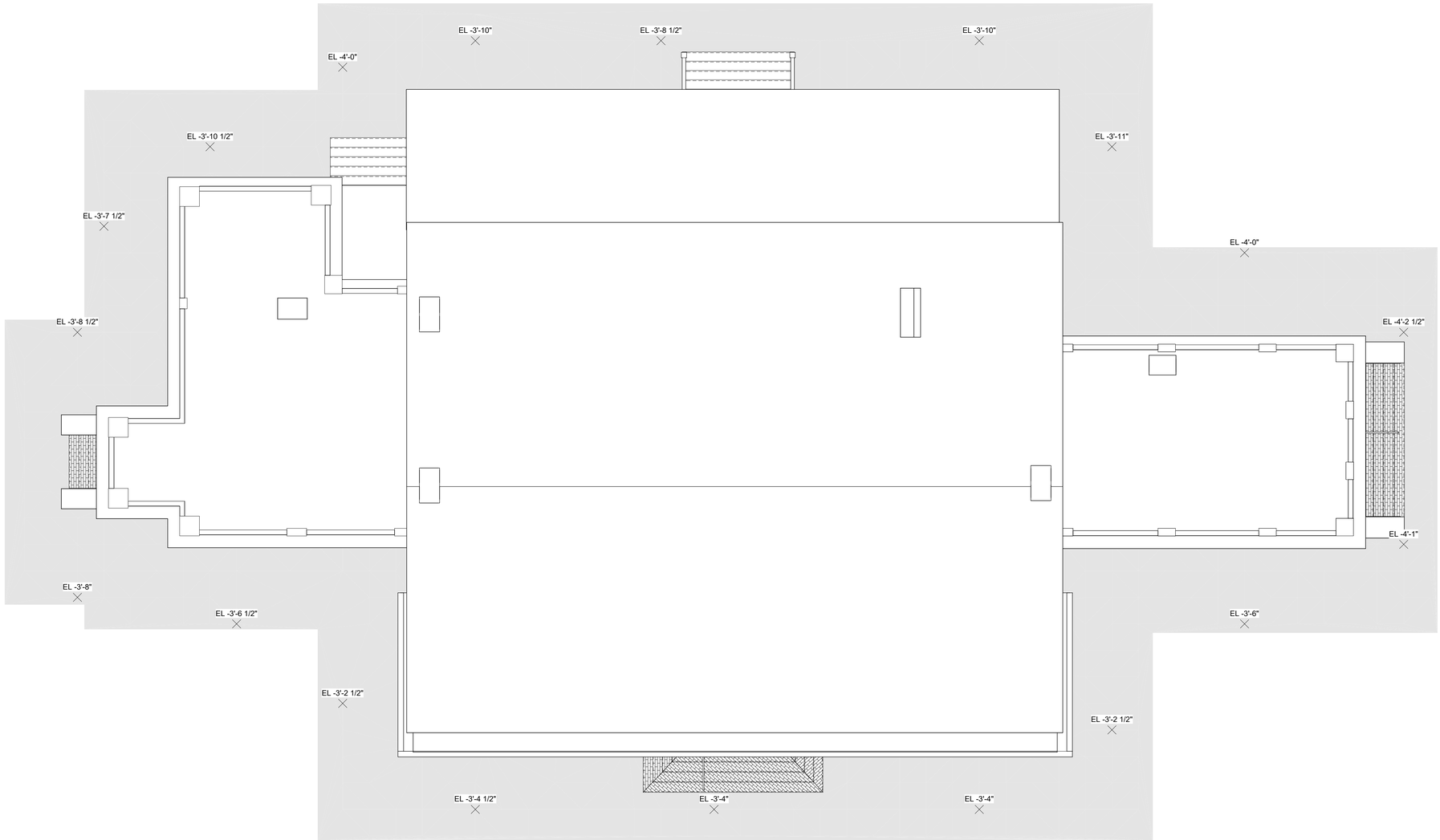

1 Site Plan
3/16" = 1'-0"

0' 8' 16'

PROJECT

Rosedown

BUILDING

Rosedown

STATUS

Existing Conditions

ISSUED BY

Limit Labs

DRAWN BY

Limit Labs

CHECKED BY

Limit Labs

PROJECT ADDRESS

Rosedown,
St. Francisville, Louisiana

SHEET TITLE

Site Plan

SCALE

3/16" = 1'-0"

DATE

2026-11-24

SHEET

A131

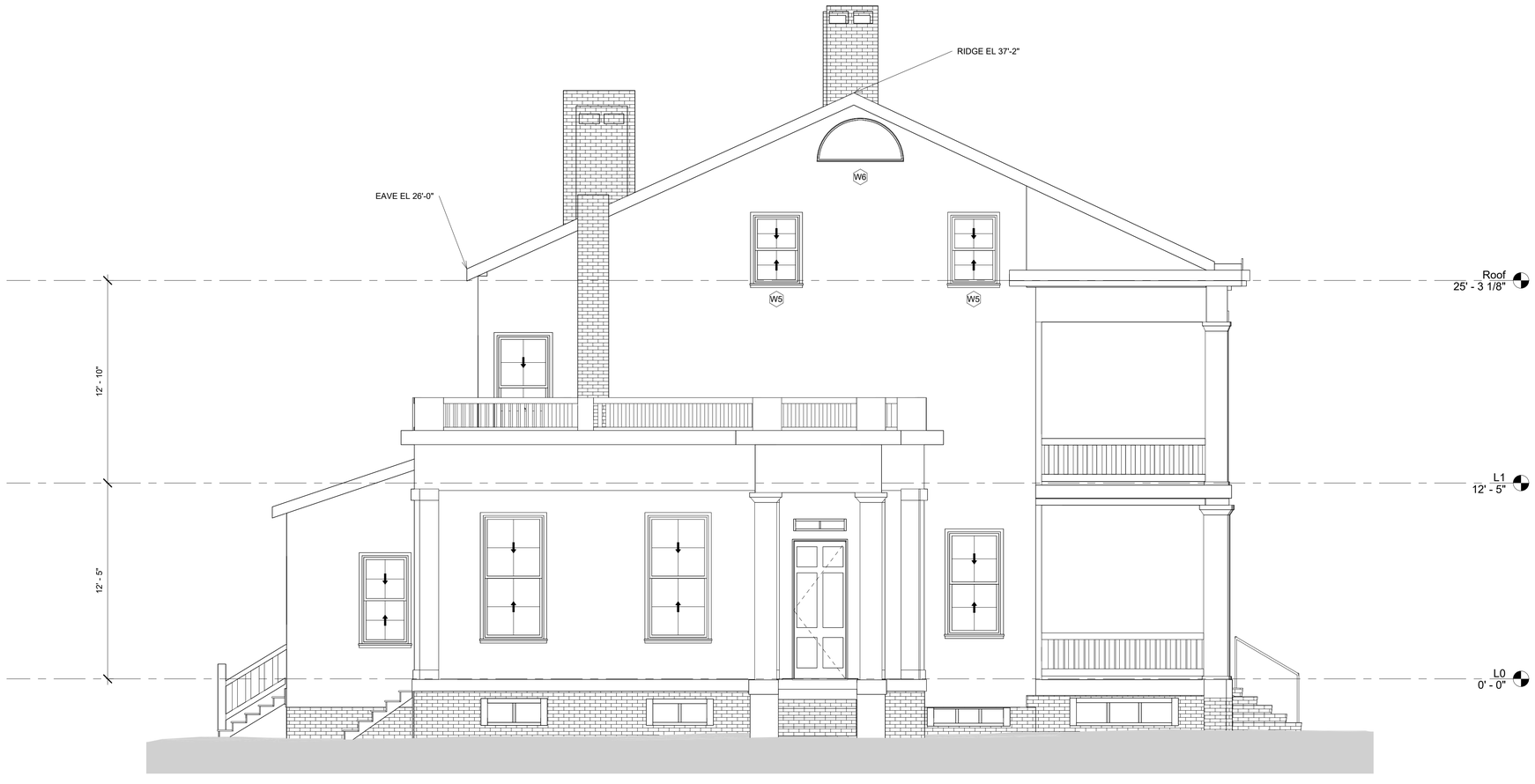

1 North Elevation
1/4" = 1'-0"

0' 8' 16'

PROJECT

Rosedown

BUILDING

Rosedown

STATUS

Existing Conditions

ISSUED BY

Limit Labs

DRAWN BY

Limit Labs

CHECKED BY

Limit Labs

PROJECT ADDRESS

Rosedown,
St. Francisville, Louisiana

SHEET TITLE

North Elevation

SCALE

1/4" = 1'-0"

DATE

2026-11-24

SHEET

A201

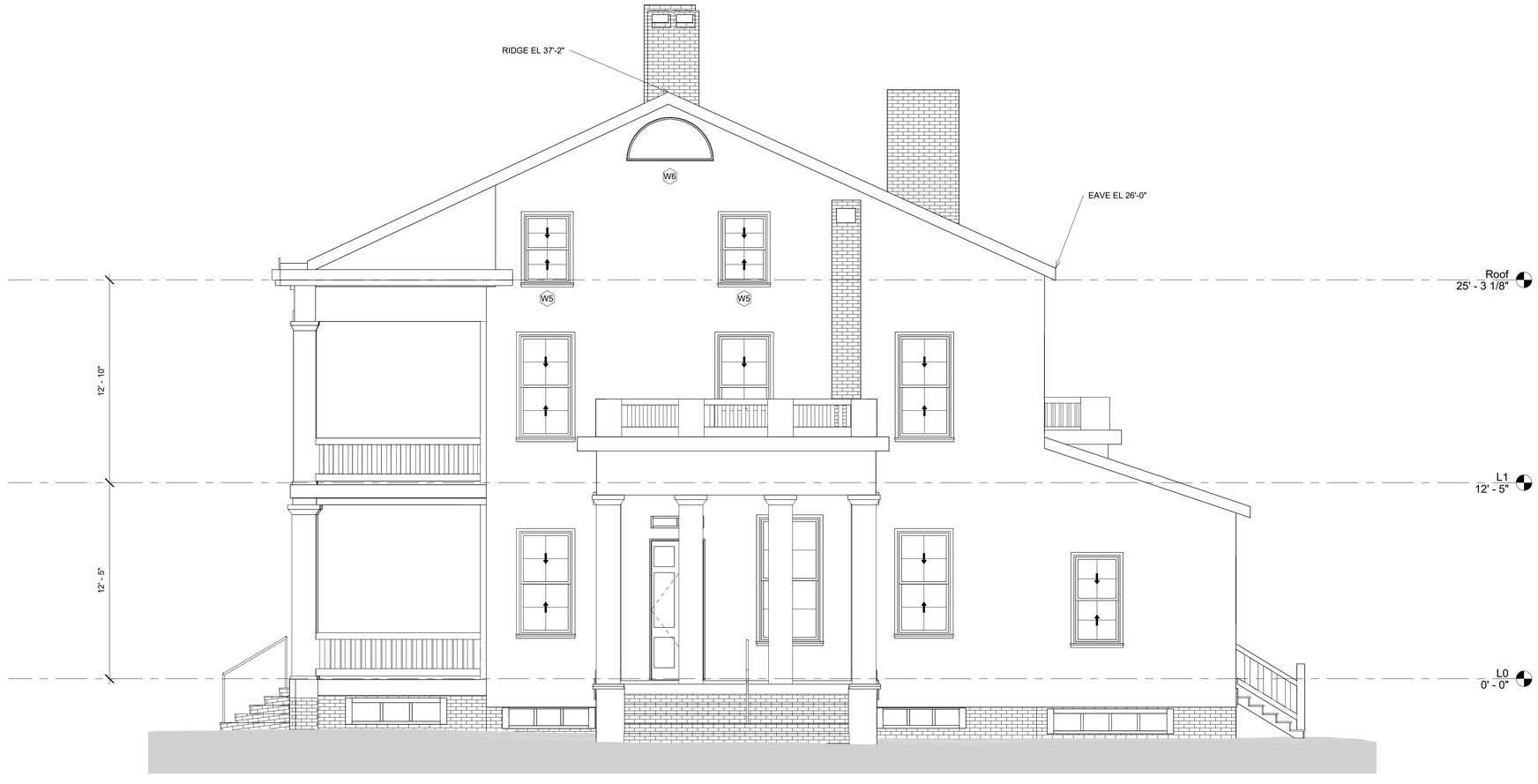

1 South Elevation
1/4" = 1'-0"

PROJECT

Rosedown

BUILDING

Rosedown

STATUS

Existing Conditions

ISSUED BY

Limit Labs

DRAWN BY

Limit Labs

CHECKED BY

Limit Labs

PROJECT ADDRESS

Rosedown,
St. Francisville, Louisiana

SHEET TITLE

South Elevation

SCALE

1/4" = 1'-0"

DATE

2026-11-24

SHEET

A202



1 East Elevation
3/16" = 1'-0"

0' 8' 16'

PROJECT

Rosedown

BUILDING

Rosedown

STATUS

Existing Conditions

ISSUED BY

Limit Labs

DRAWN BY

Limit Labs

CHECKED BY

Limit Labs

PROJECT ADDRESS

Rosedown,
St. Francisville, Louisiana

SHEET TITLE

East Elevation

SCALE

3/16" = 1'-0"

DATE

2026-11-24

SHEET

A203



1 West Elevation
3/16" = 1'-0"

PROJECT

Rosedown

BUILDING

Rosedown

STATUS

Existing Conditions

ISSUED BY

Limit Labs

DRAWN BY

Limit Labs

CHECKED BY

Limit Labs

PROJECT ADDRESS

Rosedown,
St. Francisville, Louisiana

SHEET TITLE

West Elevation

SCALE

3/16" = 1'-0"

DATE

2026-11-24

SHEET

A204

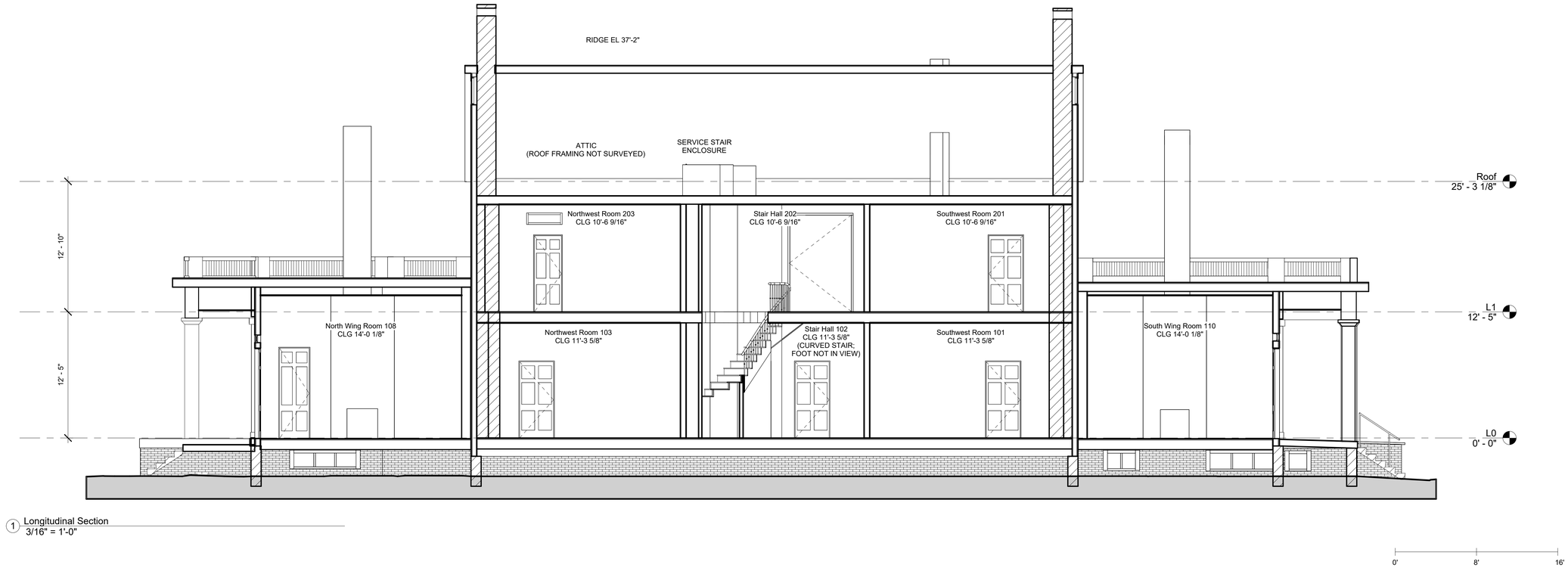

1 Longitudinal Section
3/16" = 1'-0"

PROJECT

Rosedown

BUILDING

Rosedown

STATUS

Existing Conditions

ISSUED BY

Limit Labs

DRAWN BY

Limit Labs

CHECKED BY

Limit Labs

PROJECT ADDRESS

Rosedown,
St. Francisville, Louisiana

SHEET TITLE

Longitudinal Section

SCALE

3/16" = 1'-0"

DATE

2026-11-24

SHEET

A301

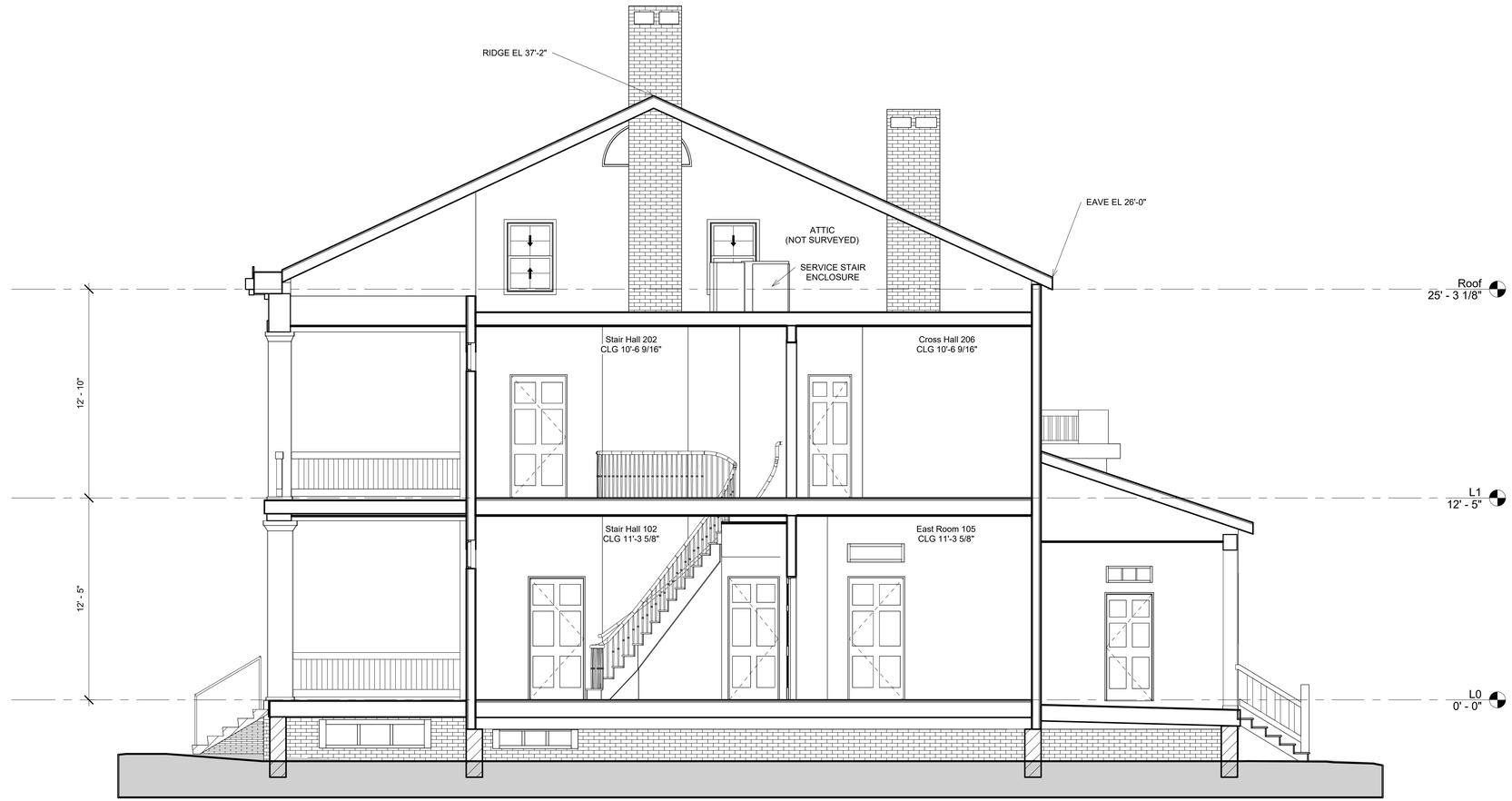

1 Transverse Section
1/4" = 1'-0"

PROJECT

Rosedown

BUILDING

Rosedown

STATUS

Existing Conditions

ISSUED BY

Limit Labs

DRAWN BY

Limit Labs

CHECKED BY

Limit Labs

PROJECT ADDRESS

Rosedown,
St. Francisville, Louisiana

SHEET TITLE

Transverse Section

SCALE

1/4" = 1'-0"

DATE

2026-11-24

SHEET

A302

Door Schedule						
Mark	Level	Type	Width	Height	Location	Description
D01	L0	DA	4' - 0"	7' - 6"	Exterior	Painted wood panelled door (panel layout not surveyed)
D02	L1	DA	4' - 0"	7' - 6"	Exterior	Painted wood panelled door (panel layout not surveyed)
D03	L0	DB	3' - 7"	7' - 6"	Exterior	Painted wood panelled door (panel layout not surveyed)
D04	L0	DC	3' - 4"	8' - 10"	Exterior	Painted wood panelled door (panel layout not surveyed)
D05	L0	DD	3' - 0"	7' - 0"	Exterior	Painted wood panelled door (panel layout not surveyed)
D06	L0	DC	3' - 4"	8' - 10"	Exterior	Painted wood panelled door (panel layout not surveyed)
D07	L0	DE	2' - 10"	6' - 7"	Exterior	Painted wood panelled door (panel layout not surveyed)
D08	L0	DE	2' - 10"	6' - 7"	Exterior	Painted wood panelled door (panel layout not surveyed)
D09	L0	DF	3' - 4"	7' - 6"	Interior	Painted wood panelled door (panel layout not surveyed)
D10	L0	DF	3' - 4"	7' - 6"	Interior	Painted wood panelled door (panel layout not surveyed)
D11	L0	DF	3' - 4"	7' - 6"	Interior	Painted wood panelled door (panel layout not surveyed)
D12	L0	DF	3' - 4"	7' - 6"	Interior	Painted wood panelled door (panel layout not surveyed)
D13	L0	DF	3' - 4"	7' - 6"	Interior	Painted wood panelled door (panel layout not surveyed)
D14	L0	DF	3' - 4"	7' - 6"	Interior	Painted wood panelled door (panel layout not surveyed)
D15	L0	DF	3' - 4"	7' - 6"	Interior	Painted wood panelled door (panel layout not surveyed)
D16	L0	DG	2' - 11"	8' - 11"	Interior	Painted wood panelled door (panel layout not surveyed)
D17	L0	DG	2' - 11"	8' - 11"	Interior	Painted wood panelled door (panel layout not surveyed)
D18	L0	DG	2' - 11"	8' - 11"	Interior	Painted wood panelled door (panel layout not surveyed)
D19	L0	DH	2' - 11"	7' - 4"	Interior	Painted wood panelled door (panel layout not surveyed)
D20	L0	DI	3' - 2"	8' - 1"	Interior	Painted wood panelled door (panel layout not surveyed)
D21	L0	DJ	2' - 6"	8' - 6"	Interior	Painted wood panelled door (panel layout not surveyed)
D22	L0	DK	2' - 11"	8' - 2"	Interior	Painted wood panelled door (panel layout not surveyed)
D23	L1	DF	3' - 4"	7' - 6"	Interior	Painted wood panelled door (panel layout not surveyed)
D24	L1	DL	6' - 2"	9' - 7"	Interior	Cased opening without a door leaf; Width x Height = the wall opening, clear between the 3/4 in. jambs 72 1/2" x 114 1/4"
D25	L1	DM	2' - 8"	7' - 6"	Interior	Painted wood panelled door (panel layout not surveyed)
D26	L1	DF	3' - 4"	7' - 6"	Interior	Painted wood panelled door (panel layout not surveyed)
D27	L1	DF	3' - 4"	7' - 6"	Interior	Painted wood panelled door (panel layout not surveyed)
D28	L1	DN	2' - 6"	7' - 6"	Interior	Painted wood panelled door (panel layout not surveyed)
D29	L1	DN	2' - 6"	7' - 6"	Interior	Painted wood panelled door (panel layout not surveyed)
D30	L1	DO	3' - 2"	7' - 6"	Interior	Painted wood panelled door (panel layout not surveyed)
D31	L1	DF	3' - 4"	7' - 6"	Interior	Painted wood panelled door (panel layout not surveyed)
D32	L1	DN	2' - 6"	7' - 6"	Interior	Painted wood panelled door (panel layout not surveyed)
D33	L1	DN	2' - 6"	7' - 6"	Interior	Painted wood panelled door (panel layout not surveyed)
D34	L1	DP	3' - 6"	7' - 6"	Interior	Painted wood panelled door (panel layout not surveyed)
D35	L1	DF	3' - 4"	7' - 6"	Interior	Painted wood panelled door (panel layout not surveyed)
D36	L0	DQ	3' - 0"	7' - 6"	Interior	Painted wood panelled door (panel layout not surveyed)
D37	L0	DR	2' - 2"	7' - 6"	Interior	Painted wood panelled door (panel layout not surveyed)

PROJECT

Rosedown

BUILDING

Rosedown

STATUS

Existing Conditions

ISSUED BY

Limit Labs

DRAWN BY

Limit Labs

CHECKED BY

Limit Labs

PROJECT ADDRESS

Rosedown,
St. Francisville, Louisiana

SHEET TITLE

Door Schedule

SCALE

NTS

DATE

2026-11-24

SHEET

A601

Window Schedule					
Mark	Count	Width	Height	Type	Description
W1	21	3' - 4"	6' - 6"	Window-Double-Hung: 40" x 78" Double Hung	Wood double-hung sash, 6 over 6
W2	2	7' - 8"	1' - 9"	Window-Fixed-Arch-Top-Radiating Bars: 92" x 21" Arched Fanlight	Fanlight over the entrance and its sidelights, with radiating glazing bars (elliptical head in the survey; drawn as a segmental arch of the same width and rise)
W3	4	1' - 1 1/2"	4' - 6"	Window-Fixed-2 x 4 Lights: 13 1/2" x 54" Fixed Sidelight, 2 x 4 Lights	Entrance sidelight over a solid panel: fixed, two panes wide and four high (finer ornamental bars inside the panes not modelled)
W4	1	3' - 7"	1' - 2 1/2"	Window-Fixed-3 Lights in a Row: 43" x 14 1/2" Fixed Transom, 3 Lights	Fixed transom over a door, 3 lights in a row
W5	6	2' - 11"	4' - 4"	Window-Double-Hung: 35" x 52" Double Hung	Wood double-hung sash, 6 over 6
W6	2	5' - 6"	2' - 9"	Window-Fixed-Half-Round: 66" x 33" Half Round Fixed	Gable lunette (segmental in the survey, about 22 in. high; drawn as a half round of the same width; infill may be louvred)
W7	7	3' - 10"	7' - 10"	Window-Double-Hung: 46" x 94" Double Hung	Wood double-hung sash, 6 over 6
W8	2	3' - 4"	0' - 9"	Window-Fixed-2 Lights in a Row: 40" x 9" Fixed Transom, 2 Lights	Fixed transom over a door, 2 lights in a row
W9	2	2' - 11"	5' - 7"	Window-Double-Hung: 35" x 67" Double Hung	Wood double-hung sash, 6 over 6
W10	2	2' - 10"	1' - 0"	Window-Fixed-3 Lights in a Row: 34" x 12" Fixed Transom, 3 Lights	Fixed transom over a door, 3 lights in a row
WV1	1	4' - 3"	1' - 8"	Vent Frame-2 Openings in a Row: 51" x 20" Crawl Space Vent Frame, 2 Bays	Framed crawl-space vent in the brick base: one painted wooden frame, 2 bays between upright dividers, open (no blade, bar, sash or pane resolved in the survey)
WV2	1	4' - 2 1/2"	1' - 8 1/2"	Vent Frame-2 Openings in a Row: 50 1/2" x 20 1/2" Crawl Space Vent Frame, 2 Bays	Framed crawl-space vent in the brick base: one painted wooden frame, 2 bays between upright dividers, open (no blade, bar, sash or pane resolved in the survey)
WV3	1	6' - 11 1/2"	1' - 10"	Vent Frame-3 Openings in a Row: 83 1/2" x 22" Crawl Space Vent Frame, 3 Bays	Framed crawl-space vent in the brick base: one painted wooden frame, 3 bays between upright dividers, open (no blade, bar, sash or pane resolved in the survey)
WV4	1	4' - 4 1/2"	1' - 8 1/2"	Vent Frame-2 Openings in a Row: 52 1/2" x 20 1/2" Crawl Space Vent Frame, 2 Bays	Framed crawl-space vent in the brick base: one painted wooden frame, 2 bays between upright dividers, open (no blade, bar, sash or pane resolved in the survey)
WV5	1	4' - 3 1/2"	1' - 8"	Vent Frame-2 Openings in a Row: 51 1/2" x 20" Crawl Space Vent Frame, 2 Bays	Framed crawl-space vent in the brick base: one painted wooden frame, 2 bays between upright dividers, open (no blade, bar, sash or pane resolved in the survey)
WV6	1	4' - 3 1/2"	1' - 7 1/2"	Vent Frame-2 Openings in a Row: 51 1/2" x 19 1/2" Crawl Space Vent Frame, 2 Bays	Framed crawl-space vent in the brick base: one painted wooden frame, 2 bays between upright dividers, open (no blade, bar, sash or pane resolved in the survey)
WV7	1	4' - 2 1/2"	1' - 7 1/2"	Vent Frame-2 Openings in a Row: 50 1/2" x 19 1/2" Crawl Space Vent Frame, 2 Bays	Framed crawl-space vent in the brick base: one painted wooden frame, 2 bays between upright dividers, open (no blade, bar, sash or pane resolved in the survey)
WV8	1	7' - 3"	2' - 0 1/2"	Vent Frame-3 Openings in a Row: 87" x 24 1/2" Crawl Space Vent Frame, 3 Bays	Framed crawl-space vent in the brick base: one painted wooden frame, 3 bays between upright dividers, open (no blade, bar, sash or pane resolved in the survey)
WV9	1	3' - 7"	2' - 0"	Vent Frame-2 Openings in a Row: 43" x 24" Crawl Space Vent Frame, 2 Bays	Framed crawl-space vent in the brick base: one painted wooden frame, 2 bays between upright dividers, open (no blade, bar, sash or pane resolved in the survey)
WV10	1	5' - 3"	1' - 2"	Vent Frame-3 Openings in a Row-Low Head: 63" x 14" Crawl Space Vent Frame, 3 Bays	Framed crawl-space vent in the brick base: one painted wooden frame, 3 bays between upright dividers, open (no blade, bar, sash or pane resolved in the survey)
WV11	1	5' - 10 1/2"	1' - 4"	Vent Frame-3 Openings in a Row-Low Head: 70 1/2" x 16" Crawl Space Vent Frame, 3 Bays	Framed crawl-space vent in the brick base: one painted wooden frame, 3 bays between upright dividers, open (no blade, bar, sash or pane resolved in the survey)
WV12	1	5' - 8"	1' - 3 1/2"	Vent Frame-3 Openings in a Row-Low Head: 68" x 15 1/2" Crawl Space Vent Frame, 3 Bays	Framed crawl-space vent in the brick base: one painted wooden frame, 3 bays between upright dividers, open (no blade, bar, sash or pane resolved in the survey)
WV13	1	8' - 6"	1' - 7 1/2"	Vent Frame-4 Openings in a Row: 102" x 19 1/2" Crawl Space Vent Frame, 4 Bays	Framed crawl-space vent in the brick base: one painted wooden frame, 4 bays between upright dividers, open (no blade, bar, sash or pane resolved in the survey)
WV14	1	7' - 9 1/2"	1' - 7 1/2"	Vent Frame-3 Openings in a Row: 93 1/2" x 19 1/2" Crawl Space Vent Frame, 3 Bays	Framed crawl-space vent in the brick base: one painted wooden frame, 3 bays between upright dividers, open (no blade, bar, sash or pane resolved in the survey)
WV15	1	8' - 0"	1' - 7"	Vent Frame-4 Panels in a Row: 96" x 19" Crawl Space Vent Frame, 4 Panels	Framed crawl-space vent in the brick base: one painted wooden frame, 4 bays between upright dividers, closed by a flat panel behind the frame (material not identified in the survey)
WV16	1	6' - 5"	1' - 8"	Vent Frame-3 Openings in a Row: 77" x 20" Crawl Space Vent Frame, 3 Bays	Framed crawl-space vent in the brick base: one painted wooden frame, 3 bays between upright dividers, open (no blade, bar, sash or pane resolved in the survey)
WV17	1	6' - 10 1/2"	1' - 9"	Vent Frame-3 Openings in a Row: 82 1/2" x 21" Crawl Space Vent Frame, 3 Bays	Framed crawl-space vent in the brick base: one painted wooden frame, 3 bays between upright dividers, open (no blade, bar, sash or pane resolved in the survey)
WV18	1	2' - 7"	2' - 0"	Vent Frame-1 Opening: 31" x 24" Crawl Space Vent Frame, 1 Bay	Framed crawl-space vent in the brick base: one painted wooden frame, 1 bay between upright dividers, open (no blade, bar, sash or pane resolved in the survey)
WV19	1	7' - 5"	1' - 8 1/2"	Vent Frame-3 Openings in a Row: 89" x 20 1/2" Crawl Space Vent Frame, 3 Bays	Framed crawl-space vent in the brick base: one painted wooden frame, 3 bays between upright dividers, open (no blade, bar, sash or pane resolved in the survey)
WV20	1	8' - 1"	1' - 7"	Vent Frame-3 Openings in a Row: 97" x 19" Crawl Space Vent Frame, 3 Bays	Framed crawl-space vent in the brick base: one painted wooden frame, 3 bays between upright dividers, open (no blade, bar, sash or pane resolved in the survey)

PROJECT

Rosedown

BUILDING

Rosedown

STATUS

Existing Conditions

ISSUED BY

Limit Labs

DRAWN BY

Limit Labs

CHECKED BY

Limit Labs

PROJECT ADDRESS

Rosedown,
St. Francisville, Louisiana

SHEET TITLE

Window Schedule

SCALE

NTS

DATE

2026-11-24

SHEET

A602

Room Schedule			
Number	Name	Level	Area (SF)
101	Southwest Room	L0	366.31
102	Stair Hall	L0	266.39
103	Northwest Room	L0	368.59
104	Southeast Room	L0	171.50
105	East Room	L0	309.04
106	Passage	L0	122.87
107	Northeast Room	L0	153.17
108	North Wing Room	L0	391.10
109	Annex	L0	56.24
110	South Wing Room	L0	269.89
111	East Shed Room North	L0	148.72
112	East Shed Room South	L0	150.50
113	Closet	L0	42.38
114	Stair Closet	L0	27.82
115	Closet	L0	6.84
201	Southwest Room	L1	366.31
202	Stair Hall	L1	298.60
203	Northwest Room	L1	341.55
204	Southeast Room	L1	173.07
205	Northeast Room	L1	159.98
206	Cross Hall	L1	133.43
207	Vestibule	L1	26.24
208	Vestibule	L1	27.17
209	East Room South	L1	129.49
210	East Room North	L1	126.66
211	Closet	L1	10.72
212	Closet	L1	10.97

PROJECT

Rosedown

BUILDING

Rosedown

STATUS

Existing Conditions

ISSUED BY

Limit Labs

DRAWN BY

Limit Labs

CHECKED BY

Limit Labs

PROJECT ADDRESS

Rosedown,
St. Francisville, Louisiana

SHEET TITLE

Room Schedule

SCALE

NTS

DATE

2026-11-24

SHEET

A603